



Accessing *Consumer Reports* from Home

Instructions to accompany the video

TO SEARCH FOR A TOPIC OR SUBJECT IN *CONSUMER REPORTS*:

- Begin at Lafayette Public Library's homepage: www.lafayettepubliclibrary.org
- Click on "**Research & Databases**" near the top of the homepage.
- Scroll down to find, and then click, "**EBSCOhostWeb.**"
- Type your 14-digit library card number in the **Patron ID** box, click "**Login.**"
- Click on the first database listed, "**MasterFILE Premier.**"
- Enter a search term for a subject or topic of interest, e.g., "lawn mowers." On the same page, locate the **Publications** text box; type in "**consumer reports,**" and click "**Search.**"
- A list of articles appears. To open an article, click on the "**PDF Full Text**" link, located under the article title. *Occasionally, HTML Full Text links are provided. The HTML choice is "printer-friendly;" however, images and graphs are not included in the HTML full text files.*
- To save an article to your computer, or to print the article, click the "**Save**" icon  or the "**Print**" icon  located near the top of the article. The "**Email**" icon  is located near the upper right side of the article.

TO SEARCH *CONSUMER REPORTS* BY ISSUE OR DATE:

- Return to the Search page by clicking on "**Back,**" located on the blue bar in the upper left corner.
- Click on "**Publications,**" located on the blue bar at the top of the page.
- Type in "**consumer reports**" in the text box, click "**Browse.**"
- A list of publications appears, click on "**Consumer Reports,**" it should be the first listing.
- A listing of the publication years available is located on the right side of the page. Click on a year to see a listing of all the individual issues. Clicking on an issue opens it.