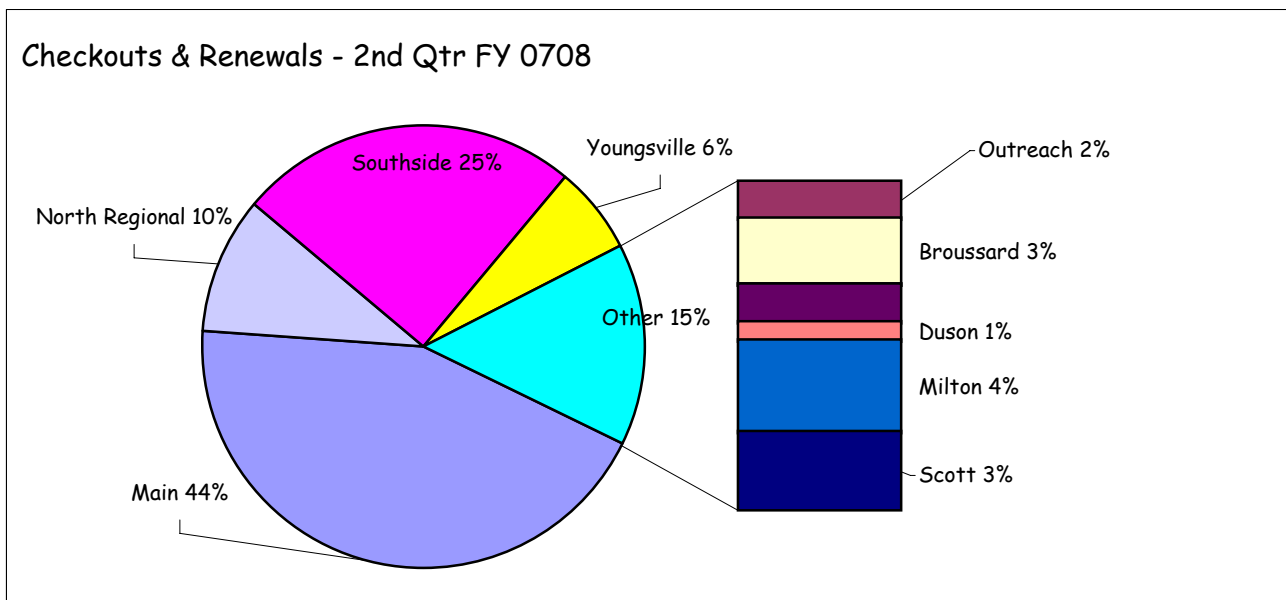


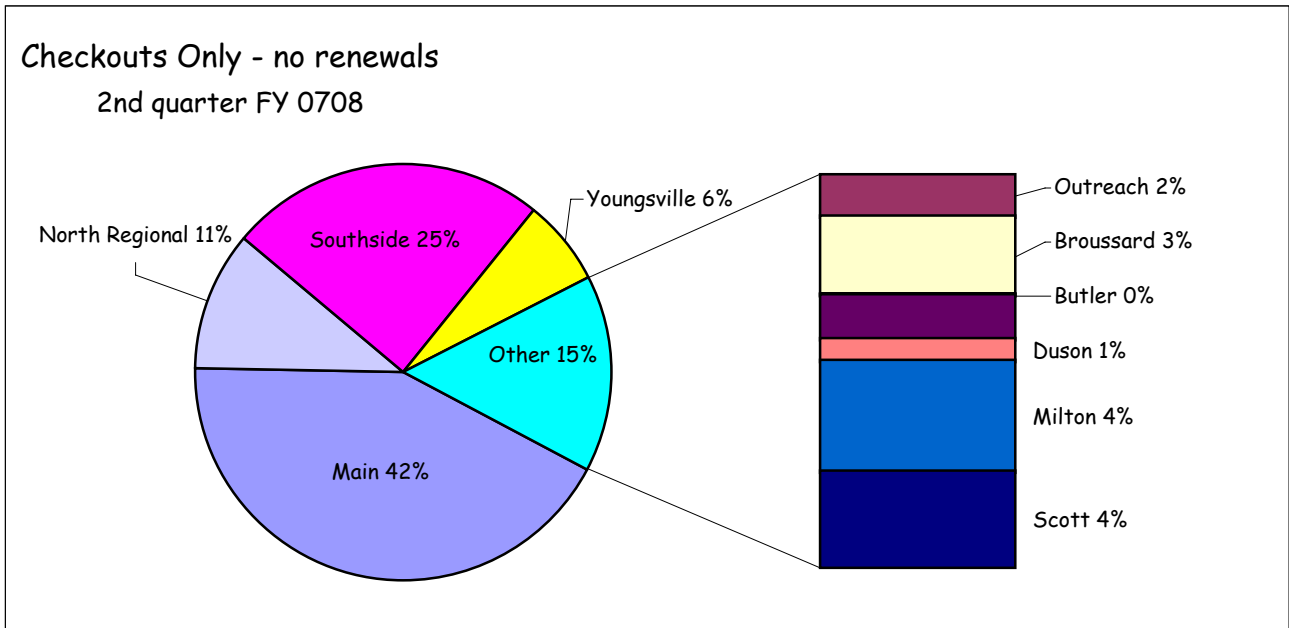
Lafayette Public Library
Quarterly Report
2nd Quarter

Checkouts & Renewals	2nd qtr 2007/08	2nd qtr 2006/07	% Inc/Decr current over previous	2nd qtr 2005/06
Main	140,677	142,946	-1.59%	147,079
Web	-	-		1
Outreach	5,591	6,890	-18.85%	3,253
<i>subtotal - Main</i>	146,268	149,836	-2.38%	150,333
Broussard	9,403	9,736	-3.42%	8,749
Butler	27	24	12.50%	1
Carencro	-	10,782	-100.00%	9,784
Chenier	5,428	5,352	1.42%	5,006
Duson	2,595	2,376	9.22%	1,561
Milton	13,087	12,484	4.83%	11,915
North Regional	32,021			
Scott	11,010	9,424	16.83%	8,069
Southside	80,218	73,006	9.88%	65,618
Youngsville	20,651	17,231	19.85%	15,485
<i>subtotal - Branches</i>	174,440	140,415	24.23%	126,188
Grand Total	320,708	290,251	10.49%	276,521



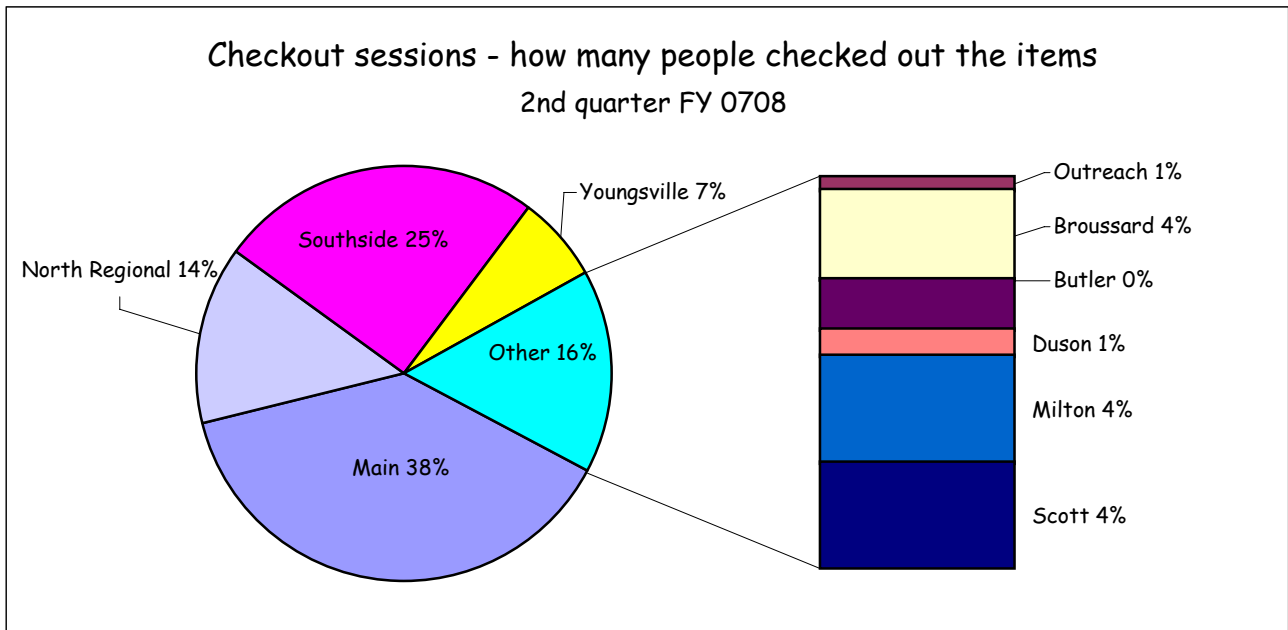
Lafayette Public Library
Quarterly Report
2nd Quarter

Checkouts (excl. renewals)	2nd qtr	2nd qtr	% Inc/Decr	2nd qtr
	2007/08	2006/07	current over previous	2005/06
Main	98,569	110,838	-11.07%	120,107
Web	-	-		-
Outreach	3,947	4,869	-18.94%	2,090
<i>subtotal - Main</i>	102,516	115,707	-11.40%	122,197
Broussard	7,059	7,635	-7.54%	7,085
Butler	24	20	20.00%	1
Carencro	-	8,719	-100.00%	8,188
Chenier	3,978	3,928	1.27%	3,963
Duson	2,004	1,992	0.60%	1,260
Milton	9,952	10,113	-1.59%	9,954
North Regional	24,927			
Scott	8,587	8,063	6.50%	7,067
Southside	57,537	57,577	-0.07%	54,555
Youngsville	15,039	13,551	10.98%	13,067
<i>subtotal - Branches</i>	129,107	111,598	15.69%	105,140
Grand Total	231,623	227,305	1.90%	227,337



Lafayette Public Library
Quarterly Report
2nd Quarter

People checking out items	2nd qtr	2nd qtr	% Inc/Decr	2nd qtr
	2007/08	2006/07	current over previous	2005/06
Main	21,147	23,477	-9.92%	26,759
Web	-	-		-
Outreach	338	351	-3.70%	141
<i>subtotal - Main</i>	21,485	23,828	-9.83%	26,900
Broussard	1,966	2,215	-11.24%	2,121
Butler	8	8	0.00%	1
Carencro	-	2,316	-100.00%	2,145
Chenier	1,104	1,332	-17.12%	1,101
Duson	569	633	-10.11%	406
Milton	2,363	2,585	-8.59%	2,573
North Regional	7,532			
Scott	2,308	2,067	11.66%	1,872
Southside	14,008	13,926	0.59%	12,905
Youngsville	3,662	3,376	8.47%	3,250
<i>subtotal - Branches</i>	33,520	28,458	17.79%	26,374
Grand Total	55,005	52,286	5.20%	53,274



Lafayette Public Library
Quarterly Report
2nd Quarter

Renewals done via IPAC	2nd qtr 2007/08	2nd qtr 2006/07	% Inc/Decr current over previous	2nd qtr 2005/06
Main	24,035	13,633	76.30%	8,848
Outreach	-	-		-
<i>subtotal - Main</i>	24,035	13,633	76.30%	8,848
Broussard	1,259	942	33.65%	524
Butler	-	-		-
Carencro	-	927	-100.00%	566
Chenier	470	200	135.00%	197
Duson	142	91	56.04%	72
Milton	1,697	1,022	66.05%	559
North Regional	4,283			
Scott	1,294	681	90.01%	283
Southside	12,553	6,231	101.46%	3,838
Youngsville	2,790	1,408	98.15%	678
<i>subtotal - Branches</i>	24,488	11,502	112.90%	6,717
 Grand Total	 48,523	 25,135	 93.05%	 15,565

Lafayette Public Library
Quarterly Report
2nd Quarter

Renewals done via Telecirc	2nd qtr 2007/08	2nd qtr 2006/07	% Inc/Decr current over previous	2nd qtr 2005/06
Main	8,951	7,108	25.93%	6,590
Outreach	-	-		-
<i>subtotal - Main</i>	8,951	7,108	25.93%	6,590
Broussard	313	146	114.38%	110
Butler	-	-		-
Carencro	-	473	-100.00%	205
Chenier	437	460	-5.00%	171
Duson	114	39	192.31%	30
Milton	350	296	18.24%	253
North Regional	1,693			
Scott	341	149	128.86%	208
Southside	4,387	3,975	10.36%	2,549
Youngsville	584	413	41.40%	242
<i>subtotal - Branches</i>	8,219	5,951	38.11%	3,768
 Grand Total	 17,170	 13,059	 31.48%	 10,358

Lafayette Public Library
Quarterly Report
2nd Quarter

New Library Cards	2nd qtr 2007/08	2nd qtr 2006/07	% Inc/Decr current over	2nd qtr 2005/06
Main	1,234	1,610	-23.35%	837
Web	-	-		-
Outreach	-	-		-
<i>subtotal - Main</i>	1,234	1,610	-23.35%	837
Broussard	56	108	-48.15%	59
Butler	8	25	-68.00%	-
Carencro	-	133	-100.00%	57
Chenier	118	217	-45.62%	56
Duson	26	31	-16.13%	12
Milton	24	45	-46.67%	22
North Regional	351			
Scott	80	113	-29.20%	45
Southside	580	802	-27.68%	378
Youngsville	102	152	-32.89%	78
<i>subtotal - Branches</i>	1,345	1,626	-17.28%	707
Grand Total	2,579	3,236	-20.30%	1,544

Lafayette Public Library
Quarterly Report
2nd Quarter

Library Visitors	2nd qtr 2007/08	2nd qtr 2006/07	% Inc/Decr current over previous	2nd qtr 2005/06
Main	78,703	78,552	0.19%	71,174
Web	52,593	43,991	19.55%	33,260
Outreach	338	351	-3.70%	141
<i>subtotal - Main</i>	131,634	122,894	7.11%	104,575
Broussard	6,955	5,369	29.54%	4,738
Butler	1,944	1,219	59.47%	889
Carencro	-	6,454	-100.00%	7,216
Chenier	9,832	8,650	13.66%	7,309
Duson	2,506	1,733	44.60%	1,687
Milton	10,457	10,535	-0.74%	9,176
North Regional	13,188			
Scott	9,975	6,056	64.71%	6,461
Southside	37,414	38,405	-2.58%	37,590
Youngsville	9,294	9,280	0.15%	7,181
<i>subtotal - Branches</i>	101,565	87,701	15.81%	82,247
Grand Total	233,199	210,595	10.73%	186,822

Lafayette Public Library
Quarterly Report
2nd Quarter

Patron Questions	2nd qtr 2007/08	2nd qtr 2006/07	% Inc/Decr current over previous	2nd qtr 2005/06
Main	12,438	13,428	-7.37%	12,916
Web	-	-		-
Outreach	-	-		-
<i>subtotal - Main</i>	12,438	13,428	-7.37%	12,916
Broussard	842	799	5.38%	568
Butler	-	6	-100.00%	11
Carencro	-	293	-100.00%	436
Chenier	205	195	5.13%	85
Duson	31	63	-50.79%	81
Milton	258	230	12.17%	271
North Regional	1,694			
Scott	1,215	331	267.07%	300
Southside	2,374	2,258	5.14%	2,612
Youngsville	280	298	-6.04%	280
<i>subtotal - Branches</i>	6,899	4,473	54.24%	4,644
Grand Total	19,337	17,901	8.02%	17,560

Lafayette Public Library
Quarterly Report
2nd Quarter

Computer Usage	2nd qtr 2007/08	2nd qtr 2006/07	% Inc/Decr current over previous	2nd qtr 2005/06
Main	32,469	24,348	33.35%	19,205
Web	-	-		-
Outreach	-	-		-
<i>subtotal - Main</i>	32,469	24,348	33.35%	19,205
Broussard	2,214	1,514	46.24%	1,064
Butler	1,462	1,219	19.93%	889
Carencro	-	2,206	-100.00%	1,567
Chenier	7,633	4,590	66.30%	2,636
Duson	2,306	1,351	70.69%	1,063
Milton	1,389	1,050	32.29%	874
North Regional	8,338			
Scott	3,457	2,365	46.17%	1,559
Southside	16,727	12,895	29.72%	10,192
Youngsville	2,825	2,186	29.23%	1,586
<i>subtotal - Branches</i>	46,351	29,376	57.79%	21,430
Grand Total	78,820	53,724	46.71%	40,635

Lafayette Public Library
Quarterly Report
2nd Quarter

Circulation By Type - System Wide	2nd qtr 2007/08	2nd qtr 2006/07	% Inc/Decr current over previous	2nd qtr 2005/06
Adult Fiction Books	67,597	60,240	12.21%	56,088
Adult Non-Fiction Books	42,664	39,612	7.70%	41,735
<i>subtotal - Adult Books</i>	<i>110,261</i>	<i>99,852</i>	<i>10.42%</i>	<i>97,823</i>
Juvenile Fiction Books	57,429	46,856	22.56%	47,431
Juvenile Non-Fiction Books	16,562	14,615	13.32%	15,785
<i>subtotal - Juv Books</i>	<i>73,991</i>	<i>61,471</i>	<i>20.37%</i>	<i>63,216</i>
Total Books	184,252	161,323	14.21%	161,039
<i>Periodicals</i>	<i>3,276</i>	<i>2,804</i>	<i>16.83%</i>	<i>2,503</i>
Music audio	14,328	12,577	13.92%	11,582
Spoken audio	9,217	9,311	-1.01%	8,234
Total Audio	23,545	21,888	7.57%	19,816
VHS video	15,453	22,980	-32.75%	37,145
DVD video	89,607	76,601	16.98%	51,511
Total Video	105,060	99,581	5.50%	88,656
<i>Electronic</i>	<i>1,382</i>	<i>1,379</i>	<i>0.22%</i>	<i>1,774</i>
Baskets	2,501	2,701	-7.40%	2,176
ILLs	692	575	20.35%	557
Bulk loans	-	-		-
Other items	3,193	3,276	-2.53%	2,733
Grand Total	320,708	290,251	10.49%	276,521

Lafayette Public Library
Quarterly Report
2nd Quarter

% of total circulation	2nd qtr 2007/08	2nd qtr 2006/07	2nd qtr 2005/06
Adult Fiction Books	21%	21%	20%
Adult Non-Fiction Books	13%	12%	15%
<i>subtotal - Adult Books</i>	<i>34%</i>	<i>31%</i>	<i>35%</i>
Juvenile Fiction Books	18%	15%	17%
Juvenile Non-Fiction Books	5%	5%	6%
<i>subtotal - Juv Books</i>	<i>23%</i>	<i>19%</i>	<i>23%</i>
<i>Total Books</i>	<i>57%</i>	<i>50%</i>	<i>58%</i>
<i>Periodicals</i>	<i>1%</i>	<i>1%</i>	<i>1%</i>
Music audio	4%	4%	4%
Spoken audio	3%	3%	3%
<i>Total Audio</i>	<i>7%</i>	<i>7%</i>	<i>7%</i>
VHS video	5%	7%	13%
DVD video	28%	24%	19%
<i>Total Video</i>	<i>33%</i>	<i>31%</i>	<i>32%</i>
<i>Electronic</i>	<i>0%</i>	<i>0%</i>	<i>1%</i>
Baskets	1%	1%	1%
ILLs	0%	0%	0%
Bulk loans	0%	0%	0%
<i>Other items</i>	<i>1%</i>	<i>1%</i>	<i>1%</i>
<i>Grand Total</i>	<i>100%</i>	<i>91%</i>	<i>100%</i>

Lafayette Public Library
Quarterly Report
2nd Quarter

Programs	2nd qtr 2007/08	2nd qtr 2006/07	% Inc/Decr current over previous	2nd qtr 2005/06
Children's				
Number of programs	215	203	5.91%	217
Attendance	4,433	4,507	-1.64%	4,874
Teens				
Number of programs	36	20	80.00%	1
Attendance	737	516	42.83%	4
Adult				
Number of programs	74	53	39.62%	54
Attendance	961	836	14.95%	3,516
Grand Total				
<i>Number of programs</i>	325	276	17.75%	272
<i>Attendance</i>	6,131	5,859	4.64%	8,394