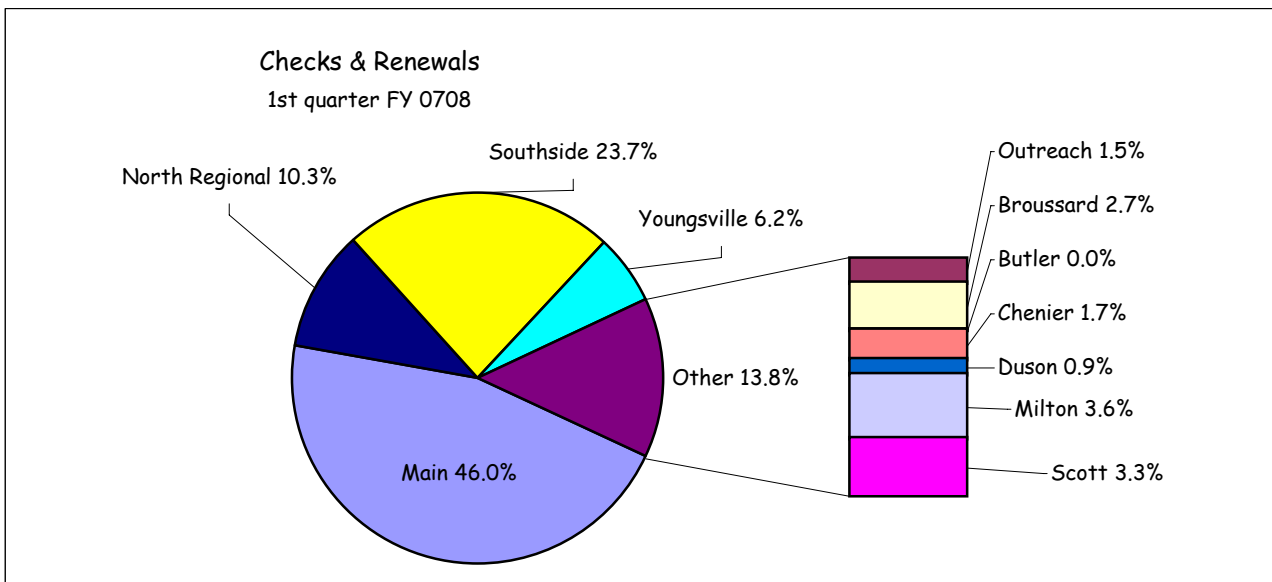


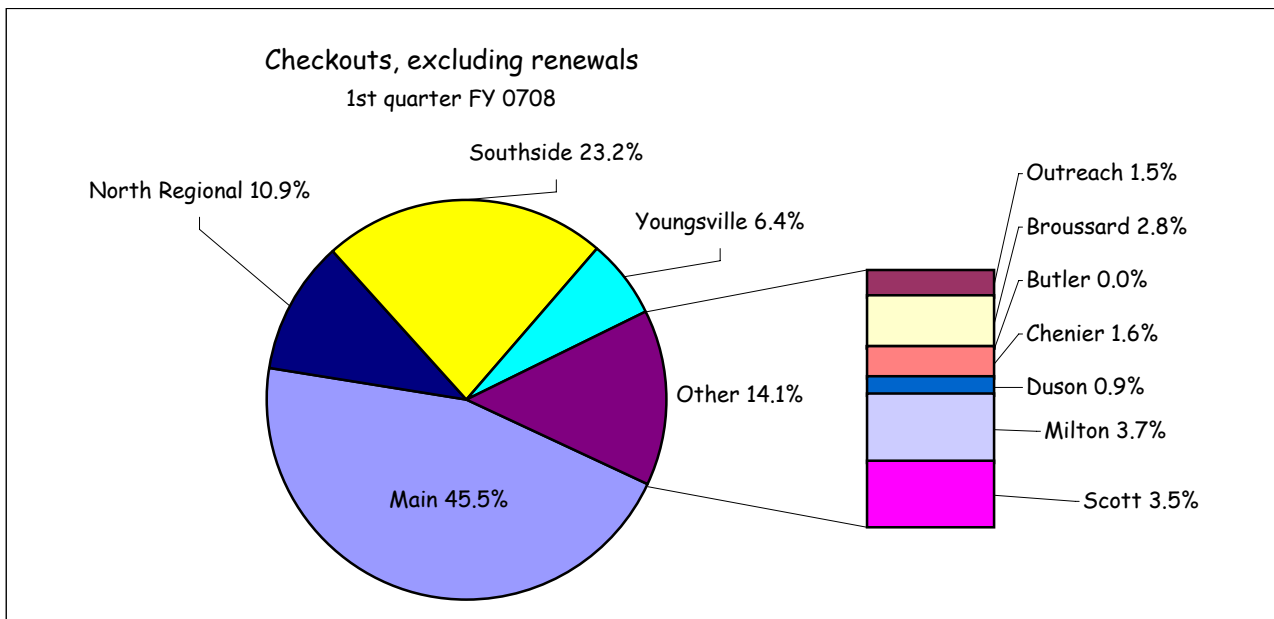
Lafayette Public Library
Quarterly Report
First Quarter

	1st qtr 2007/08	1st qtr 2006/07	% Inc/Decr current over previous	1st qtr 2005/06
Total Circulation				
Main	141,371	140,675	0.49%	154,004
Outreach	4,652	7,289	-36.18%	12,032
<i>subtotal - Main</i>	146,023	147,964	-1.31%	166,037
Broussard	8,365	10,106	-17.23%	8,658
Butler	49	14	250.00%	23
Carencro	27	9,894	-99.73%	9,945
Chenier	5,156	5,548	-7.07%	4,637
Duson	2,759	2,711	1.77%	1,392
Milton	11,205	11,707	-4.29%	11,170
North Regional	31,788			
Scott	10,168	8,908	14.14%	7,639
Southside	72,969	67,983	7.33%	66,011
Youngsville	19,110	15,878	20.36%	14,568
<i>subtotal - Branches</i>	161,596	132,749	21.73%	124,043
Grand Total	307,619	280,713	9.58%	290,080



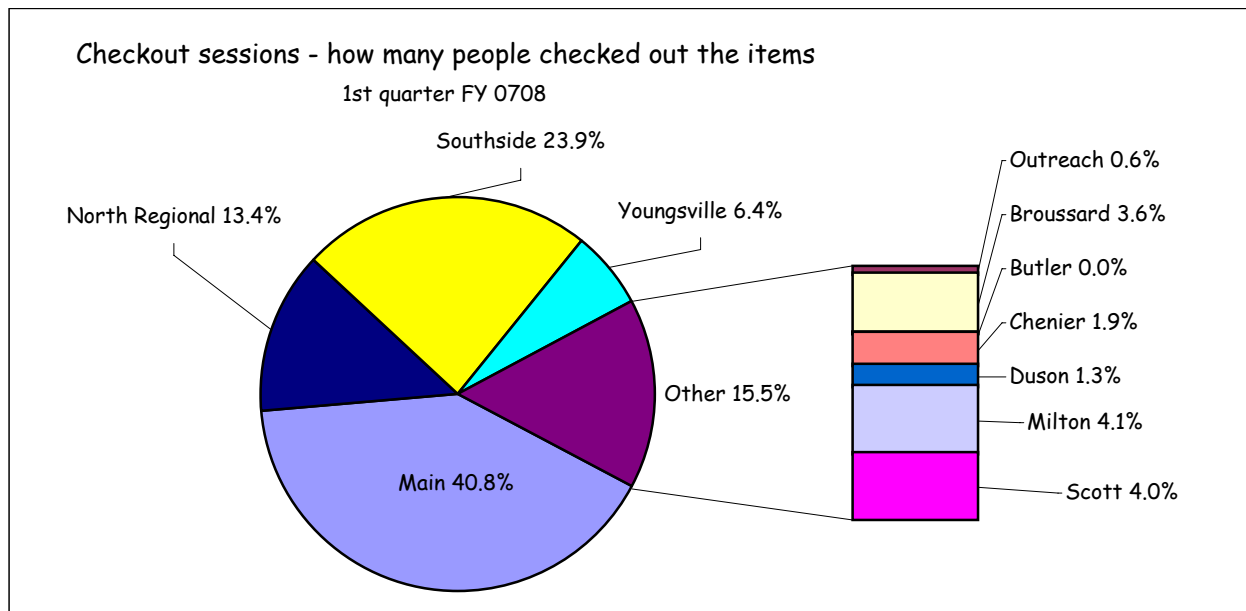
Lafayette Public Library
Quarterly Report
First Quarter

Checkouts (excl. renewals)	1st qtr	1st qtr	% Inc/Decr	1st qtr
	2007/08	2006/07	current over previous	2005/06
Main	102,803	115,187	-10.75%	128,279
Outreach	3,447	5,429	-36.51%	6,404
<i>subtotal - Main</i>	106,250	120,616	-11.91%	134,683
Broussard	6,304	8,126	-22.42%	6,950
Butler	26	7	271.43%	14
Carencro	2	8,271	-99.98%	8,224
Chenier	3,665	4,436	-17.38%	3,890
Duson	2,128	2,270	-6.26%	1,140
Milton	8,382	9,713	-13.70%	9,377
North Regional	24,584			
Scott	7,973	7,586	5.10%	6,647
Southside	52,441	54,880	-4.44%	54,793
Youngsville	14,366	13,130	9.41%	12,351
<i>subtotal - Branches</i>	119,871	108,419	10.56%	103,386
Grand Total	226,121	229,035	-1.27%	238,069



Lafayette Public Library
Quarterly Report
First Quarter

People checking out items	1st qtr 2007/08	1st qtr 2006/07	% Inc/Decr current over previous	1st qtr 2005/06
Main	21,886	23,830	-8.16%	29,333
Outreach	306	408	-25.00%	418
<i>subtotal - Main</i>	22,192	24,238	-8.44%	29,751
Broussard	1,928	2,311	-16.57%	2,048
Butler	10	6	66.67%	6
Carencro	1	2,163	-99.95%	2,062
Chenier	1,044	1,418	-26.38%	1,125
Duson	686	648	5.86%	381
Milton	2,180	2,395	-8.98%	2,402
North Regional	7,218			
Scott	2,157	1,944	10.96%	1,839
Southside	12,833	12,815	0.14%	12,815
Youngsville	3,449	3,153	9.39%	3,093
<i>subtotal - Branches</i>	31,506	26,853	17.33%	25,771
Grand Total	53,698	51,091	5.10%	55,522



Lafayette Public Library
Quarterly Report
First Quarter

Renewals done via IPAC	1st qtr 2007/08	1st qtr 2006/07	% Inc/Decr current over previous	1st qtr 2005/06
Main	20,370	9,650	111.09%	8,267
Outreach	-	-		-
<i>subtotal - Main</i>	20,370	9,650	111.09%	8,267
Broussard	943	854	10.42%	537
Butler	-	-		-
Carencro	22	593	-96.29%	506
Chenier	547	140	290.71%	146
Duson	325	74	339.19%	40
Milton	1,603	773	107.37%	602
North Regional	4,231			
Scott	1,195	428	179.21%	309
Southside	10,667	5,089	109.61%	3,977
Youngsville	2,246	1,018	120.63%	611
<i>subtotal - Branches</i>	21,779	8,969	142.83%	6,728
 Grand Total	 42,149	 18,619	 126.38%	 14,995

Lafayette Public Library
Quarterly Report
First Quarter

	1st qtr	1st qtr	% Inc/Decr	1st qtr
Renewals done via Telecirc	2007/08	2006/07	current over previous	2005/06
Main	9,139	6,007	52.14%	5,823
Outreach	-	-		-
<i>subtotal - Main</i>	9,139	6,007	52.14%	5,823
Broussard	329	133	147.37%	155
Butler	-	-		-
Carencro	-	336	-100.00%	419
Chenier	443	252	75.79%	71
Duson	36	90	-60.00%	35
Milton	331	167	98.20%	249
North Regional	1,747			
Scott	369	221	66.97%	180
Southside	4,075	2,863	42.33%	2,656
Youngsville	593	320	85.31%	226
<i>subtotal - Branches</i>	7,923	4,382	80.81%	3,991
Grand Total	17,062	10,389	64.23%	9,814

Lafayette Public Library
Quarterly Report
First Quarter

Circulation By Type - System Wide	1st qtr 2007/08	1st qtr 2006/07	% Inc/Decr current over previous	1st qtr 2005/06
Adult Fiction Books	66,448	60,026	10.70%	60,587
Adult Non-Fiction Books	40,279	37,818	6.51%	42,140
<i>subtotal - Adult Books</i>	<i>106,727</i>	<i>97,844</i>	<i>9.08%</i>	<i>102,727</i>
Juvenile Fiction Books	50,467	42,569	18.55%	45,666
Juvenile Non-Fiction Books	15,745	14,649	7.48%	16,383
<i>subtotal - Juv Books</i>	<i>66,212</i>	<i>57,218</i>	<i>15.72%</i>	<i>62,049</i>
Total Books	172,939	155,062	11.53%	164,776
<i>Periodicals</i>	<i>3,101</i>	<i>2,859</i>	<i>8.46%</i>	<i>2,870</i>
Music audio	15,304	12,778	19.77%	11,810
Spoken audio	9,034	8,881	1.72%	9,692
Total Audio	24,338	21,659	12.37%	21,502
VHS video	16,312	26,142	-37.60%	45,470
DVD video	86,567	70,322	23.10%	50,043
Total Video	102,879	96,464	6.65%	95,513
<i>Electronic</i>	<i>1,394</i>	<i>1,536</i>	<i>-9.24%</i>	<i>1,962</i>
Baskets	2,258	2,576	-12.34%	2,950
ILLs	710	557	27.47%	507
Bulk loans	-	-		-
Other items	2,968	3,133	-5.27%	3,457
Grand Total	307,619	280,713	9.58%	290,080

Lafayette Public Library
Quarterly Report
First Quarter

% of total circulation	1st qtr 2007/08	1st qtr 2006/07	1st qtr 2005/06
Adult Fiction Books	22%	21%	21%
Adult Non-Fiction Books	13%	13%	15%
<i>subtotal - Adult Books</i>	<i>35%</i>	<i>35%</i>	<i>35%</i>
Juvenile Fiction Books	16%	15%	16%
Juvenile Non-Fiction Books	5%	5%	6%
<i>subtotal - Juv Books</i>	<i>22%</i>	<i>20%</i>	<i>21%</i>
<i>Total Books</i>	<i>56%</i>	<i>55%</i>	<i>57%</i>
<i>Periodicals</i>	<i>1%</i>	<i>1%</i>	<i>1%</i>
Music audio	5%	5%	4%
Spoken audio	3%	3%	3%
<i>Total Audio</i>	<i>8%</i>	<i>8%</i>	<i>7%</i>
VHS video	5%	9%	16%
DVD video	28%	25%	17%
<i>Total Video</i>	<i>33%</i>	<i>34%</i>	<i>33%</i>
<i>Electronic</i>	<i>0%</i>	<i>1%</i>	<i>1%</i>
Baskets	1%	1%	1%
ILLs	0%	0%	0%
Bulk loans	0%	0%	0%
<i>Other items</i>	<i>1%</i>	<i>1%</i>	<i>1%</i>
<i>Grand Total</i>	<i>100%</i>	<i>100%</i>	<i>100%</i>

Lafayette Public Library
Quarterly Report
First Quarter

New Library Cards	1st qtr 2007/08	1st qtr 2006/07	% Inc/Decr current over previous	1st qtr 2005/06
Main	1,303	1,275	2.20%	1,136
Outreach	-	1	-100.00%	-
<i>subtotal - Main</i>	1,303	1,276	2.12%	1,136
Broussard	71	95	-25.26%	65
Butler	11	45	-75.56%	2
Carencro	-	89	-100.00%	75
Chenier	107	184	-41.85%	64
Duson	35	54	-35.19%	10
Milton	19	17	11.76%	29
North Regional	451			
Scott	74	54	37.04%	78
Southside	570	504	13.10%	443
Youngsville	75	74	1.35%	93
<i>subtotal - Branches</i>	1,413	1,116	26.61%	859
Grand Total	2,716	2,392	13.55%	1,995

Lafayette Public Library
Quarterly Report
First Quarter

Library visitors	1st qtr 2007/08	1st qtr 2006/07	% Inc/Decr current over previous	1st qtr 2005/06
Main	71,020	75,742	-6.23%	80,608
Web	31,164	37,809	-17.58%	30,573
Outreach	306	408	-25.00%	418
<i>subtotal - Main</i>	102,490	113,959	-10.06%	111,599
Broussard	6,806	5,357	27.05%	3,872
Butler	1,019	1,281	-20.45%	759
Carencro	-	10,356	-100.00%	6,658
Chenier	9,613	8,181	17.50%	7,064
Duson	1,841	2,235	-17.63%	1,851
Milton	9,696	8,196	18.30%	9,666
North Regional	20,700			
Scott	8,736	8,001	9.19%	5,632
Southside	33,726	36,974	-8.78%	37,306
Youngsville	8,907	7,884	12.98%	7,063
<i>subtotal - Branches</i>	101,044	88,465	14.22%	79,871
Grand Total	203,534	202,424	0.55%	191,470

Lafayette Public Library
Quarterly Report
First Quarter

Patron Questions	1st qtr 2007/08	1st qtr 2006/07	% Inc/Decr current over previous	1st qtr 2005/06
Main	11,994	14,116	-15.03%	11,190
Outreach	-	-		-
<i>subtotal - Main</i>	11,994	14,116	-15.03%	11,190
Broussard	1,095	672	62.95%	507
Butler	-	10	-100.00%	9
Carencro	-	185	-100.00%	408
Chenier	175	131	33.59%	125
Duson	58	94	-38.30%	88
Milton	283	297	-4.71%	253
North Regional	1,549			
Scott	979	340	187.94%	296
Southside	2,467	3,057	-19.30%	2,592
Youngsville	259	303	-14.52%	225
<i>subtotal - Branches</i>	6,865	5,089	34.90%	4,503
Grand Total	18,859	19,205	-1.80%	15,693

Lafayette Public Library
Quarterly Report
First Quarter

Computer Usage	1st qtr 2007/08	1st qtr 2006/07	% Inc/Decr current over previous	1st qtr 2005/06
Main	33,086	21,246	55.73%	19,181
Outreach	-	-		-
<i>subtotal - Main</i>	33,086	21,246	55.73%	19,181
Broussard	2,658	1,388	91.50%	880
Butler	1,019	1,281	-20.45%	758
Carencro	-	1,455	-100.00%	1,609
Chenier	7,392	3,944	87.42%	2,409
Duson	2,700	1,615	67.18%	1,011
Milton	1,164	995	16.98%	881
North Regional	8,742			
Scott	3,249	1,965	65.34%	1,512
Southside	16,019	11,056	44.89%	10,432
Youngsville	3,008	1,677	79.37%	1,136
<i>subtotal - Branches</i>	45,951	25,376	81.08%	20,628
Grand Total	79,037	46,622	69.53%	39,809

Lafayette Public Library
Quarterly Report
First Quarter

Programs	1st qtr 2007/08	1st qtr 2006/07	% Inc/Decr current over previous	1st qtr 2005/06
Children's				
Number of programs	158	150	5.33%	160
Attendance	4,058	3,164	28.26%	3,379
Teens				
Number of programs	27	22	22.73%	2
Attendance	552	595	-7.23%	26
Adult				
Number of programs	58	25	132.00%	30
Attendance	851	421	102.14%	751
<i>Grand Total</i>				
<i>Number of programs</i>	243	197	23.35%	192
<i>Attendance</i>	5,461	4,180	30.65%	4,156