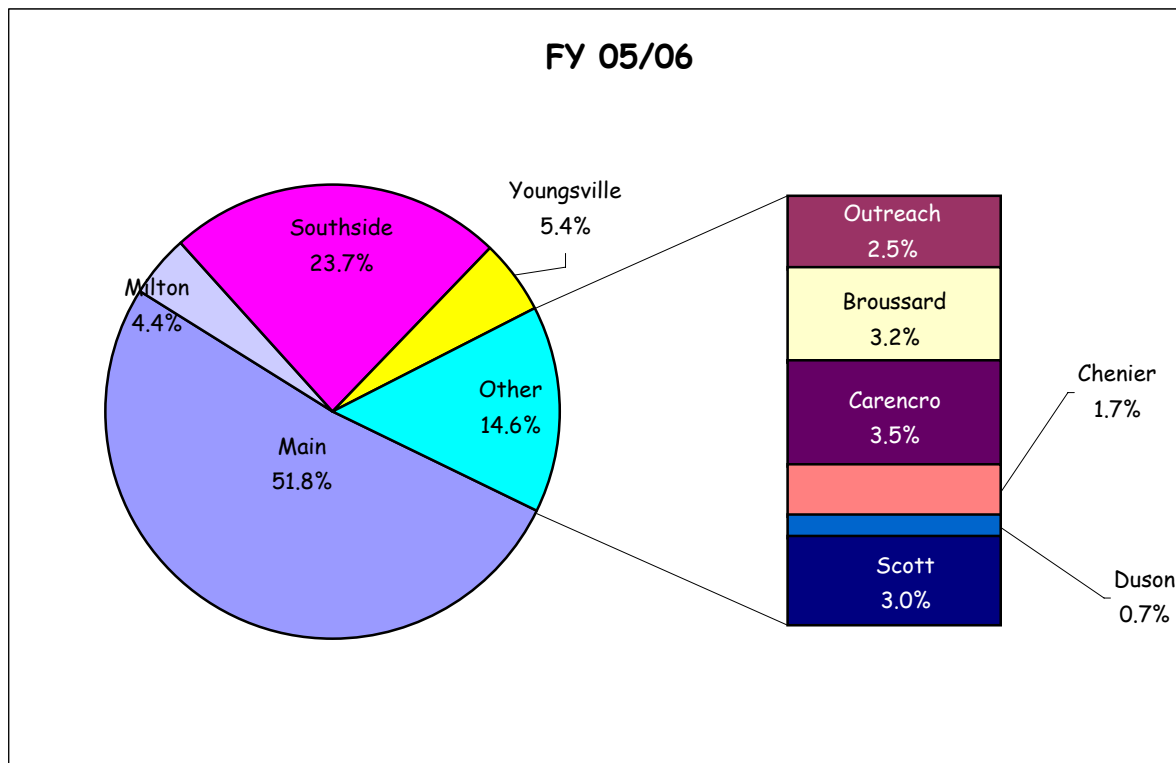


Lafayette Public Library
Year-end Statistics

Total Checkouts

(including renewals)	2005/06	2004/05	% Inc/Decr	2003/04
Main	640,813	708,250	-9.52%	744,502
Outreach	31,403	45,872	-31.54%	47,190
<i>subtotal - Main</i>	672,216	754,122	-10.86%	791,692
Broussard	39,130	38,756	0.97%	36,321
Butler	38	67	-43.28%	95
Carencro	43,698	45,268	-3.47%	38,087
Chenier	20,916	16,252	28.70%	17,522
Duson	9,138	8,779	4.09%	10,323
Milton	54,488	51,616	5.56%	52,384
Scott	36,706	33,232	10.45%	31,187
Southside	293,418	294,189	-0.26%	227,833
Youngsville	67,389	63,799	5.63%	50,404
<i>subtotal - Branches</i>	564,921	551,958	2.35%	464,156
Grand Total	1,237,137	1,306,080	-5.28%	1,255,848



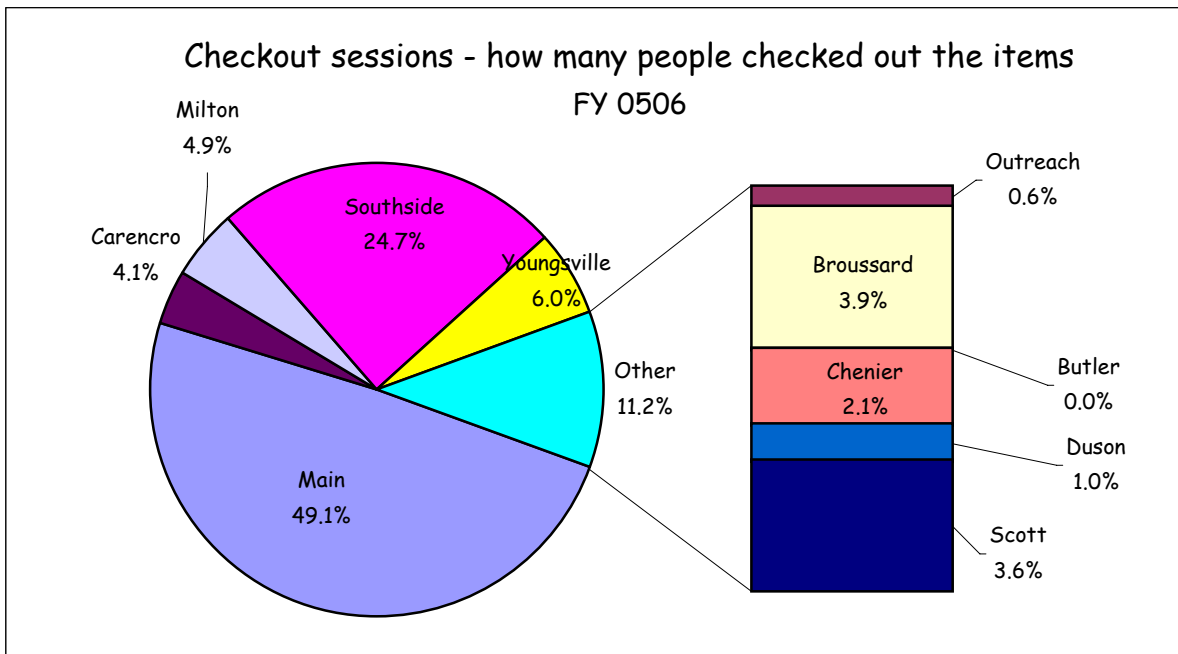
*note 0405 was impacted by
Hurricanes Katrina Rita

prepared for Library Board

12/14/2006 sjd

Lafayette Public Library
Year-end Statistics

People Checking out Items	2005/06	2004/05	% Inc/Decr	2003/04
Main	114,461	135,041	-15.24%	146,376
Outreach	1,460	2,236		2,575
<i>subtotal - Main</i>	115,921	137,277	-15.56%	148,951
Broussard	9,128	8,937	2.14%	8,359
Butler	12	10	20.00%	24
Carencro	9,452	9,676	-2.32%	8,243
Chenier	4,883	4,323	12.95%	4,012
Duson	2,323	2,303	0.87%	2,453
Milton	11,541	10,513	9.78%	10,268
Scott	8,358	7,661	9.10%	6,920
Southside	57,663	56,293	2.43%	45,514
Youngsville	13,917	13,632	2.09%	10,519
<i>subtotal - Branches</i>	117,277	113,348	3.47%	96,312
Grand Total	233,198	250,625	-6.95%	245,263



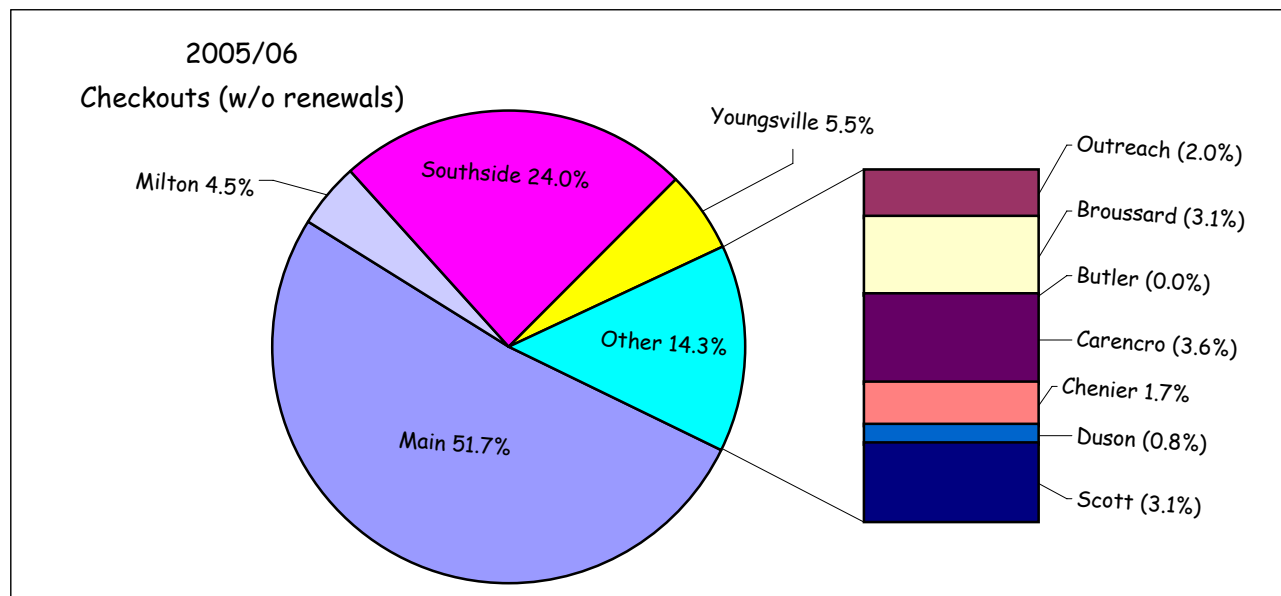
*note 0405 was impacted by
Hurricanes Katrina Rita

prepared for Library Board

12/14/2006 sjd

Lafayette Public Library
Year-end Statistics

Checkouts (excl. renewals)	2005/06	2004/05	% Inc/Decr	2003/04
Main	531,504	596,172	-10.85%	631,453
Outreach	20,472	32,939	-37.85%	36,390
<i>subtotal - Main</i>	551,976	629,111	-12.26%	667,843
Broussard	32,087	32,042	0.14%	30,489
Butler	28	19		51
Carencro	36,929	38,595	-4.32%	32,930
Chenier	17,262	13,897	24.21%	15,367
Duson	7,909	7,645	3.45%	8,902
Milton	46,184	44,022	4.91%	45,507
Scott	32,194	29,175	10.35%	27,494
Southside	246,632	249,946	-1.33%	195,475
Youngsville	56,928	54,166	5.10%	42,263
<i>subtotal - Branches</i>	476,153	469,507	1.42%	398,478
Grand Total	1,028,129	1,098,618	-6.42%	1,066,321



*note 0405 was impacted by
Hurricanes Katrina Rita

prepared for Library Board

12/14/2006 sjd

Lafayette Public Library
Year-end Statistics

Registration	2005/06	2004/05	% Inc/Decr	2003/04
Main	4,371	5,387	-18.86%	5,545
Outreach	2	6	-66.67%	16
<i>subtotal - Main</i>	4,373	5,393	-18.91%	5,561
Broussard	304	336	-9.52%	333
Butler	3	-		1
Carencro	358	349	2.58%	337
Chenier	281	240	17.08%	246
Duson	70	93	-24.73%	92
Milton	179	166	7.83%	167
Scott	302	281	7.47%	396
Southside	1,944	2,536	-23.34%	2,523
Youngsville	392	514	-23.74%	450
<i>subtotal - Branches</i>	3,833	4,515	-15.11%	4,545
Grand Total	8,206	9,908	-17.18%	10,106

*note 0405 was impacted by
Hurricanes Katrina Rita

prepared for Library Board

12/14/2006 sjd

Lafayette Public Library
Year-end Statistics

Library Visitors	2005/06	2004/05	% Inc/Decr	2003/04
Main	484,965	489,984	-1.02%	467,755
Outreach	891	1,868	-52.30%	2,575
<i>subtotal - Main</i>	485,856	491,852	-1.22%	470,330
Broussard	21,042	20,142	4.47%	18,684
Butler	3,163	3,669	-13.79%	3,139
Carencro	39,608	39,628	-0.05%	36,930
Chenier	29,885	28,081	6.42%	22,491
Duson	9,202	10,410	-11.60%	15,136
Milton	40,354	43,651	-7.55%	36,938
Scott	29,261	17,683	65.48%	20,079
Southside	163,305	160,183	1.95%	122,034
Youngsville	30,987	28,572	8.45%	25,644
<i>subtotal - Branches</i>	366,807	352,019	4.20%	301,075
Grand Total	852,663	843,871	1.04%	771,405

*note 0405 was impacted by
Hurricanes Katrina Rita

prepared for Library Board

12/14/2006 sjd

Lafayette Public Library
Year-end Statistics

Patron Questions	2005/06	2004/05	% Inc/Decr	2003/04
Main	51,643	80,736	-36.03%	102,898
Outreach	-	5	-100.00%	5
<i>subtotal - Main</i>	51,643	80,741	-36.04%	102,903
Broussard	3,045	2,574	18.30%	4,212
Butler	45	43		-
Carencro	1,728	1,652	4.60%	1,593
Chenier	401	226	77.43%	178
Duson	361	526	-31.37%	546
Milton	1,104	1,132	-2.47%	985
Scott	1,570	1,313	19.57%	1,277
Southside	11,238	23,349	-51.87%	6,571
Youngsville	1,076	727	48.01%	555
<i>subtotal - Branches</i>	20,568	31,542	-34.79%	15,917
Grand Total	72,211	112,283	-35.69%	118,820

Lafayette Public Library
Year-end Statistics

Computer Usage	2005/06	2004/05	% Inc/Decr	2003/04
Main	88,092	89,777	-1.88%	84,162
Outreach	-	-		-
<i>subtotal - Main</i>	88,092	89,777	-1.88%	84,162
Broussard	4,723	3,741	26.25%	3,449
Butler	3,162	3,669	-13.82%	2,961
Carencro	7,378	5,817	26.84%	3,929
Chenier	11,743	10,567	11.13%	8,085
Duson	5,686	4,732	20.16%	4,180
Milton	3,720	4,334	-14.17%	4,119
Scott	6,924	5,719	21.07%	4,327
Southside	41,885	38,942	7.56%	24,274
Youngsville	6,449	7,211	-10.57%	4,348
<i>subtotal - Branches</i>	91,670	84,732	8.19%	59,672
Grand Total	179,762	174,509	3.01%	143,834