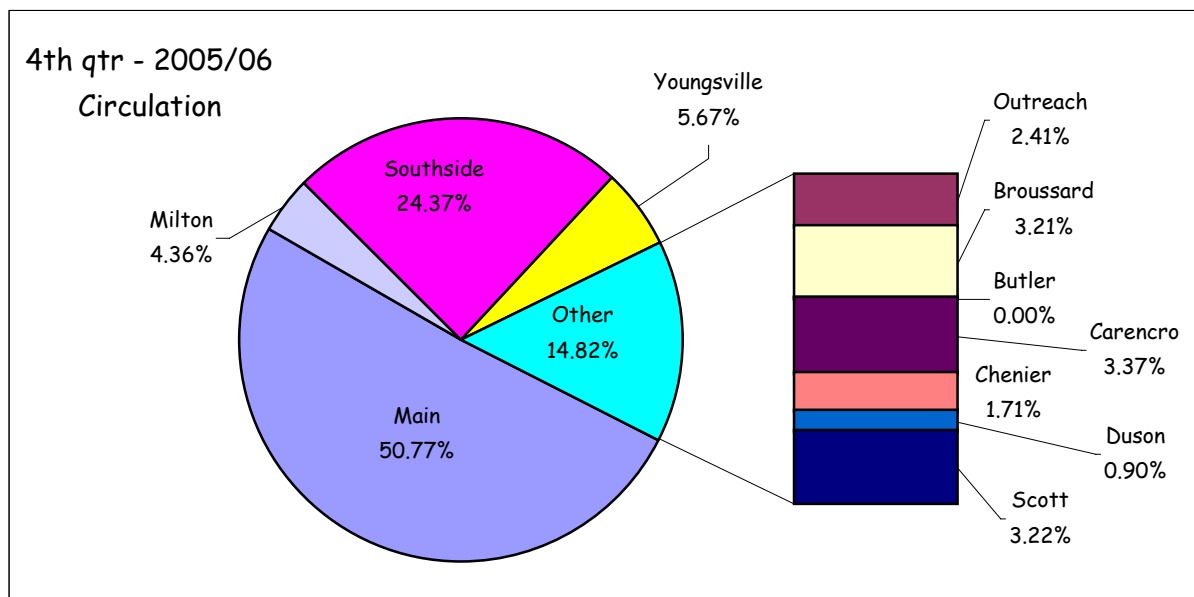


Lafayette Public Library
Quarterly Report
4th Quarter

Total Checkouts (including renewals)	4th qtr 2005/06	4th qtr 2004/05	% Inc/Decr current over previous	4th qtr 2003/04
Main	149,801	159,459	-6.06%	177,545
Outreach	7,112	11,124	-36.07%	11,521
<i>subtotal - Main</i>	156,913	170,583	-8.01%	189,066
Broussard	9,481	9,327	1.65%	9,582
Butler	3	7	-57.14%	20
Carencro	9,944	11,228	-11.44%	8,854
Chenier	5,049	3,780	33.57%	4,011
Duson	2,647	1,800	47.06%	2,654
Milton	12,862	11,195	14.89%	12,785
Scott	9,486	8,195	15.75%	7,198
Southside	71,913	71,734	0.25%	67,057
Youngsville	16,737	15,655	6.91%	14,812
<i>subtotal - Branches</i>	138,122	132,921	3.91%	126,973
Grand Total	295,035	303,504	-2.79%	316,039



* note includes Aug - Oct 2006.

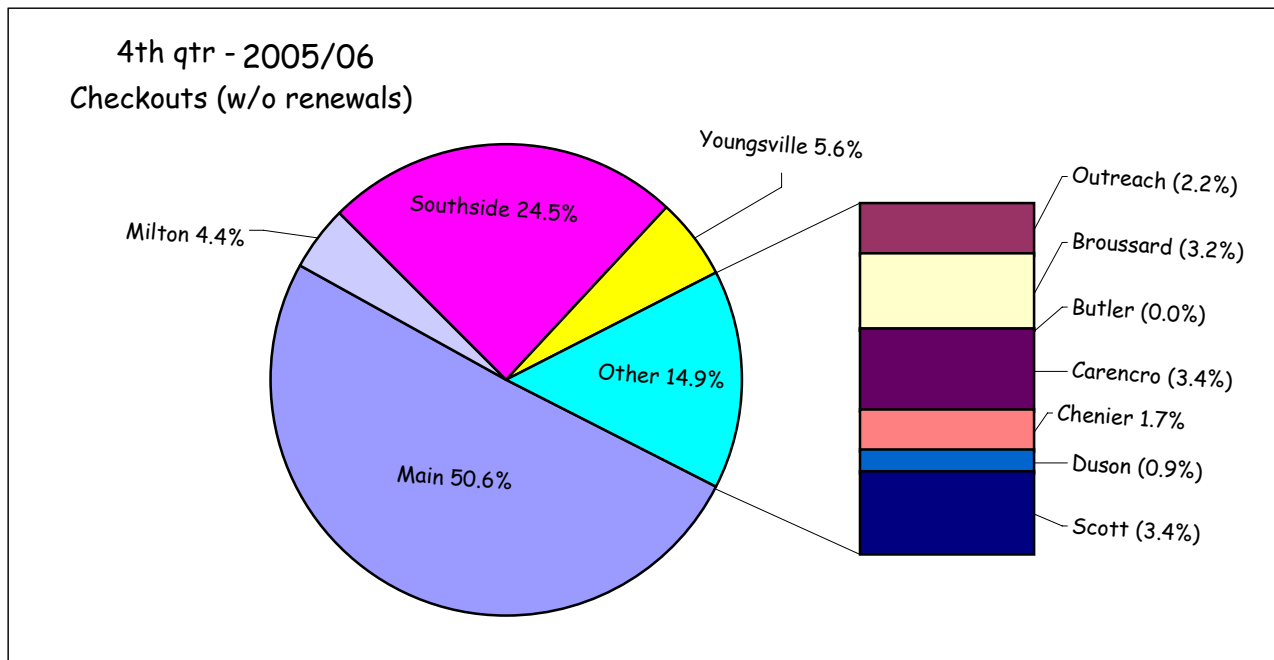
Prior year reflects Hurricane usage

prepared for Library Board

12/14/2006 sjd

Lafayette Public Library
Quarterly Report
4th Quarter

Checkouts (excl. renewals)	4th qtr 2005/06	4th qtr 2004/05	% Inc/Decr	4th qtr 2003/04
Main	123,301	132,353	-6.84%	150,003
Outreach	5,471	6,802	-19.57%	9,324
<i>subtotal - Main</i>	128,772	139,155	-7.46%	159,327
Broussard	7,706	7,561	1.92%	7,847
Butler	3	7	-57.14%	3
Carencro	8,378	9,426	-11.12%	7,636
Chenier	4,115	3,156	30.39%	3,521
Duson	2,271	1,535	47.95%	2,295
Milton	10,739	9,513	12.89%	11,089
Scott	8,365	7,187	16.39%	6,231
Southside	59,566	59,867	-0.50%	56,345
Youngsville	13,660	13,121	4.11%	12,576
<i>subtotal - Branches</i>	114,803	111,373	3.08%	107,543
Grand Total	243,575	250,528	-2.78%	266,870



* note includes Aug - Oct 2006.

Prior year reflects Hurricane usage

prepared for Library Board

12/14/2006 sjd

Lafayette Public Library
Quarterly Report
4th Quarter

Registration	4th qtr 2005/06	4th qtr 2004/05	% Inc/Decr current over previous	4th qtr 2003/04
Main	1,106	1,479	-25.22%	1,330
Outreach	1	-		4
<i>subtotal - Main</i>	1,107	1,479	-25.15%	1,334
Broussard	67	96	-30.21%	101
Butler	-	-		1
Carencro	90	101	-10.89%	97
Chenier	85	86	-1.16%	56
Duson	16	21	-23.81%	14
Milton	35	51	-31.37%	51
Scott	77	89	-13.48%	109
Southside	494	858	-42.42%	638
Youngsville	73	148	-50.68%	127
<i>subtotal - Branches</i>	937	1,450	-35.38%	1,194
Grand Total	2,044	2,929	-30.22%	2,528

* note includes Aug - Oct 2006.

Prior year reflects Hurricane usage

prepared for Library Board

12/14/2006 sjd

Lafayette Public Library
Quarterly Report
4th Quarter

Library Visitors	4th qtr 2005/06	4th qtr 2004/05	% Inc/Decr current over previous	4th qtr 2003/04
Main	129,168	131,030	-1.42%	118,226
Outreach	191	258	-25.97%	676
<i>subtotal - Main</i>	129,359	131,288	-1.47%	118,902
Broussard	5,677	5,040	12.64%	4,252
Butler	600	775	-22.58%	1,223
Carencro	11,691	7,887	48.23%	9,219
Chenier	7,911	7,798	1.45%	6,381
Duson	2,733	2,704	1.07%	2,715
Milton	8,959	10,178	-11.98%	8,829
Scott	7,796	4,473	74.29%	3,980
Southside	39,887	43,403	-8.10%	35,794
Youngsville	7,688	7,539	1.98%	6,765
<i>subtotal - Branches</i>	92,942	89,797	3.50%	79,158
Grand Total	222,301	221,085	0.55%	198,060

* note includes Aug - Oct 2006.

Prior year reflects Hurricane usage

prepared for Library Board

12/14/2006 sjd

Lafayette Public Library
Quarterly Report
4th Quarter

Patron Questions	4th qtr 2005/06	4th qtr 2004/05	% Inc/Decr current over previous	4th qtr 2003/04
Main	15,823	22,867	-30.80%	27,735
Outreach	-	1		1
<i>subtotal - Main</i>	15,823	22,868	-30.81%	27,736
Broussard	983	741	32.66%	622
Butler	9	10		-
Carencro	418	478	-12.55%	451
Chenier	91	105	-13.33%	19
Duson	99	122	-18.85%	141
Milton	238	289	-17.65%	310
Scott	491	574	-14.46%	333
Southside	3,234	14,239	-77.29%	2,544
Youngsville	288	209	37.80%	159
<i>subtotal - Branches</i>	5,851	16,767	-65.10%	4,579
Grand Total	21,674	39,635	-45.32%	32,315

* note includes Aug - Oct 2006.

Prior year reflects Hurricane usage

prepared for Library Board

12/14/2006 sjd

Lafayette Public Library
Quarterly Report
4th Quarter

			% Inc/Decr	
Computer Usage	4th qtr 2005/06	4th qtr 2004/05	current over previous	4th qtr 2003/04
Main	24,910	26,534	-6.12%	20,546
Outreach	-	-		-
<i>subtotal - Main</i>	24,910	26,534	-6.12%	20,546
Broussard	1,313	1,167	12.51%	803
Butler	600	775	-22.58%	1,152
Carencro	2,203	1,771	24.39%	963
Chenier	3,503	2,631	33.14%	2,404
Duson	1,813	1,153	57.24%	1,032
Milton	935	1,141	-18.05%	1,179
Scott	1,920	1,654	16.08%	1,119
Southside	8,580	13,656	-37.17%	7,899
Youngsville	1,722	2,011	-14.37%	1,912
<i>subtotal - Branches</i>	22,589	25,959	-12.98%	18,463
Grand Total	47,499	52,493	-9.51%	39,009

* note includes Aug - Oct 2006.

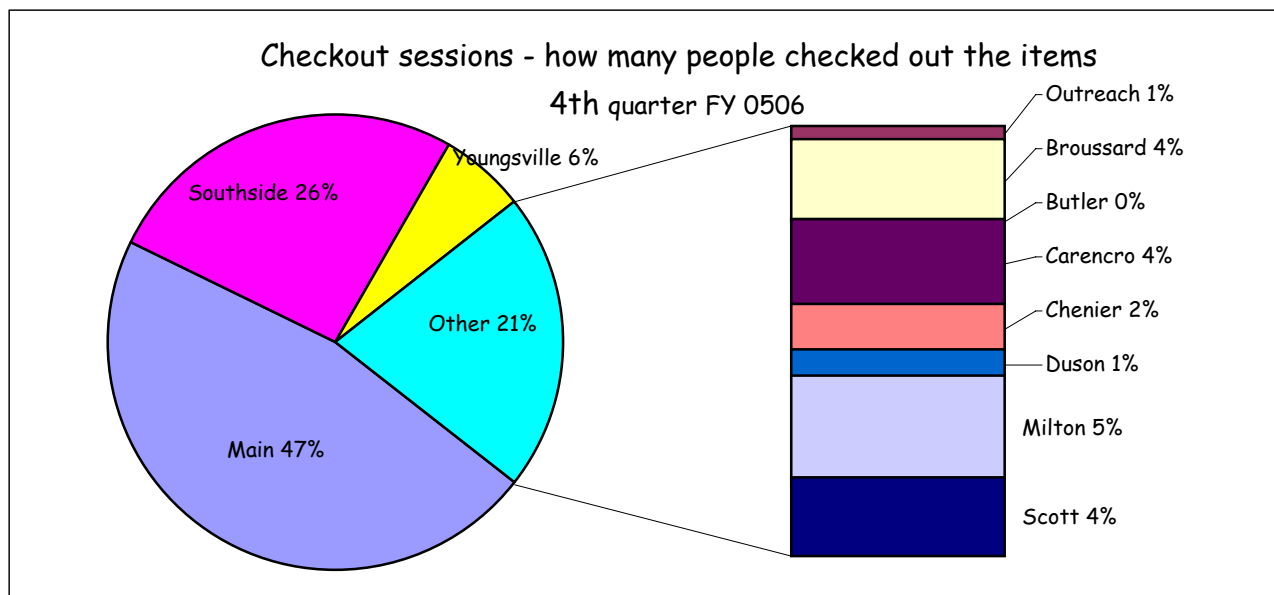
Prior year reflects Hurricane usage

prepared for Library Board

12/14/2006 sjd

Lafayette Public Library
Quarterly Report
4th Quarter

People Checking out Items	4th qtr 2005/06	4th qtr 2004/05	% Inc/Decr	4th qtr 2003/04
Main	26,501	31,003	-14.52%	35,336
Outreach	428	440	-2.73%	676
<i>subtotal - Main</i>	26,929	31,443	-14.36%	36,012
Broussard	2,229	2,262	-1.46%	2,245
Butler	3	4		1
Carencro	2,357	2,379	-0.92%	2,043
Chenier	1,281	1,035	23.77%	996
Duson	714	504	41.67%	630
Milton	2,829	2,375	19.12%	2,671
Scott	2,146	1,932	11.08%	1,654
Southside	14,775	14,090	4.86%	13,020
Youngsville	3,430	3,332	2.94%	3,165
<i>subtotal - Branches</i>	29,764	27,913	6.63%	26,425
Grand Total	56,693	59,356	-4.49%	62,437



* note includes Aug - Oct 2006.

Prior year reflects Hurricane usage

prepared for Library Board

12/14/2006 sjd